

Scaled data based on original data using
LM-79-08 Approved Method: Electrical and Photometric Measurements of Solid-
State Lighting Products

Test Report Prepared for
Cooper Lighting Solutions
(formerly Eaton)

Brand: McGRAW-EDISON

Report Number: P385722

Luminaire Tested: **GWC-SA1B-740-U-T2-HSS**

Issue Date: 3/3/2020

Test Information

Test Method: LM-79-08
Report Number: P385722
TEST IS SCALED FROM IESNA LM-79-08 TEST DATA (G2-1903-205-13)
Test Lab: INNOVATION CENTER
Issue Date: 3/3/2020
Manufacturer: COOPER LIGHTING SOLUTIONS (FORMERLY EATON)
Product Line: MCGRAW-EDISON
Catalog Number: GWC-SA1B-740-U-T2-HSS
Description: GALLEON WALL LUMINAIRE
(1) 70 CRI, 4000K, 800mA LIGHTSQUARE WITH 16 LEDS AND TYPE II OPTICS WITH HOUSE SIDE SHIELD
Light Source: -
Ballast/Driver: ELECTRONIC DRIVER

Summary

Lumens per Lamp: N/A
Luminaire Lumens: 4342 lumens
Efficiency: N/A
Efficacy: 98.7 lumens/watt
Luminous Opening: Rectangular (W 0.5' x L: 0.5' x H: 0')
IES Classification: Type II - Medium
BUG Rating: B0 - U0 - G1

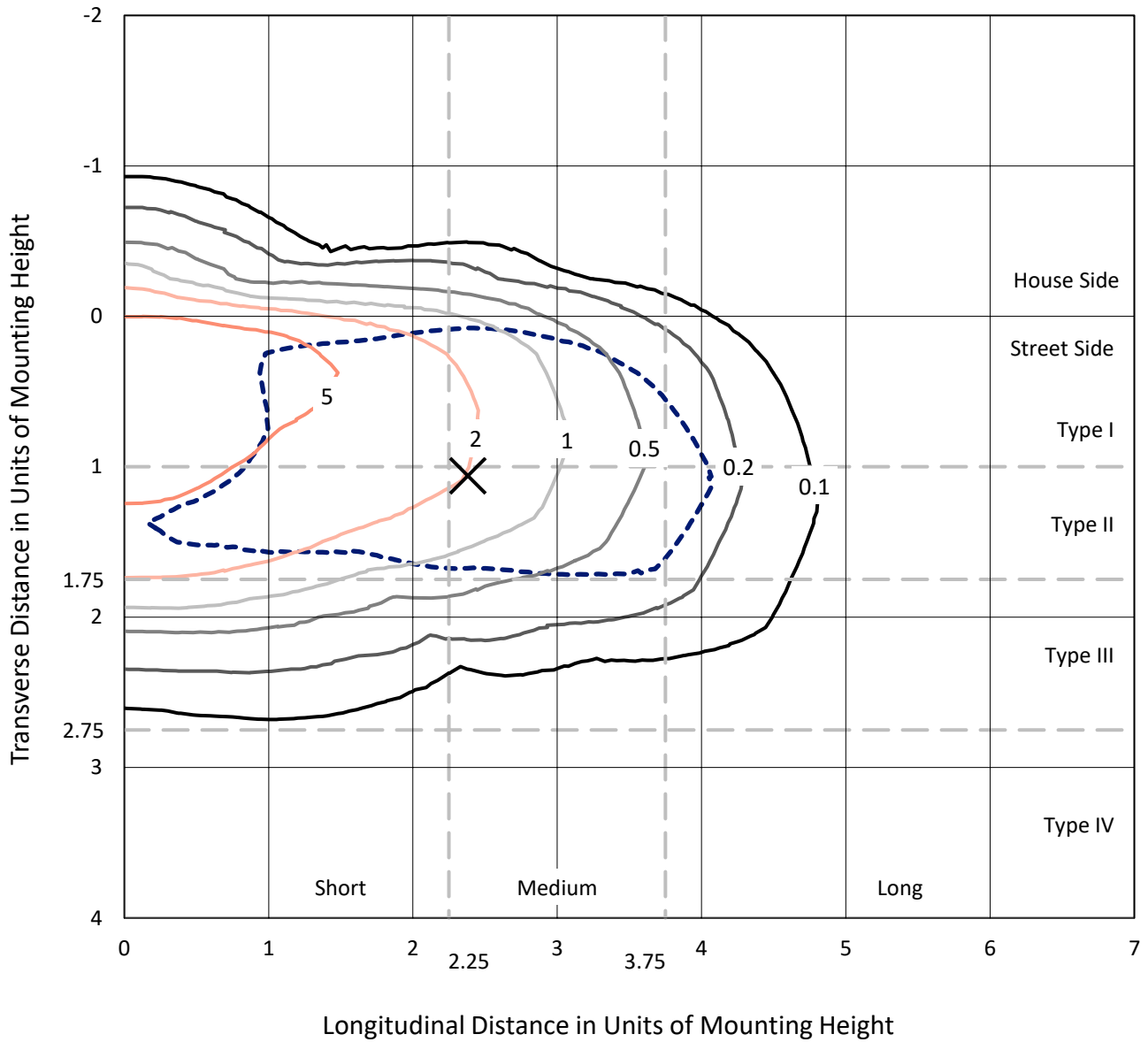
Input Watts (W): 44
Input Voltage (V): NR
Input Current (Ain): NR
Voltage Rise (V): NR
Power Factor: NR
Total Harmonic Distortion (THDi): NR
Frequency (hertz): 60
Stabilization Time: NR
Operation Time: NR
Ambient Temperature (°C): NR
Test Distance: 24 FT



REPORT NUMBER: P385722
 CATALOG NUMBER: GWC-SA1B-740-U-T2-HSS

Iso-Footcandle Lines of Horizontal Illumination

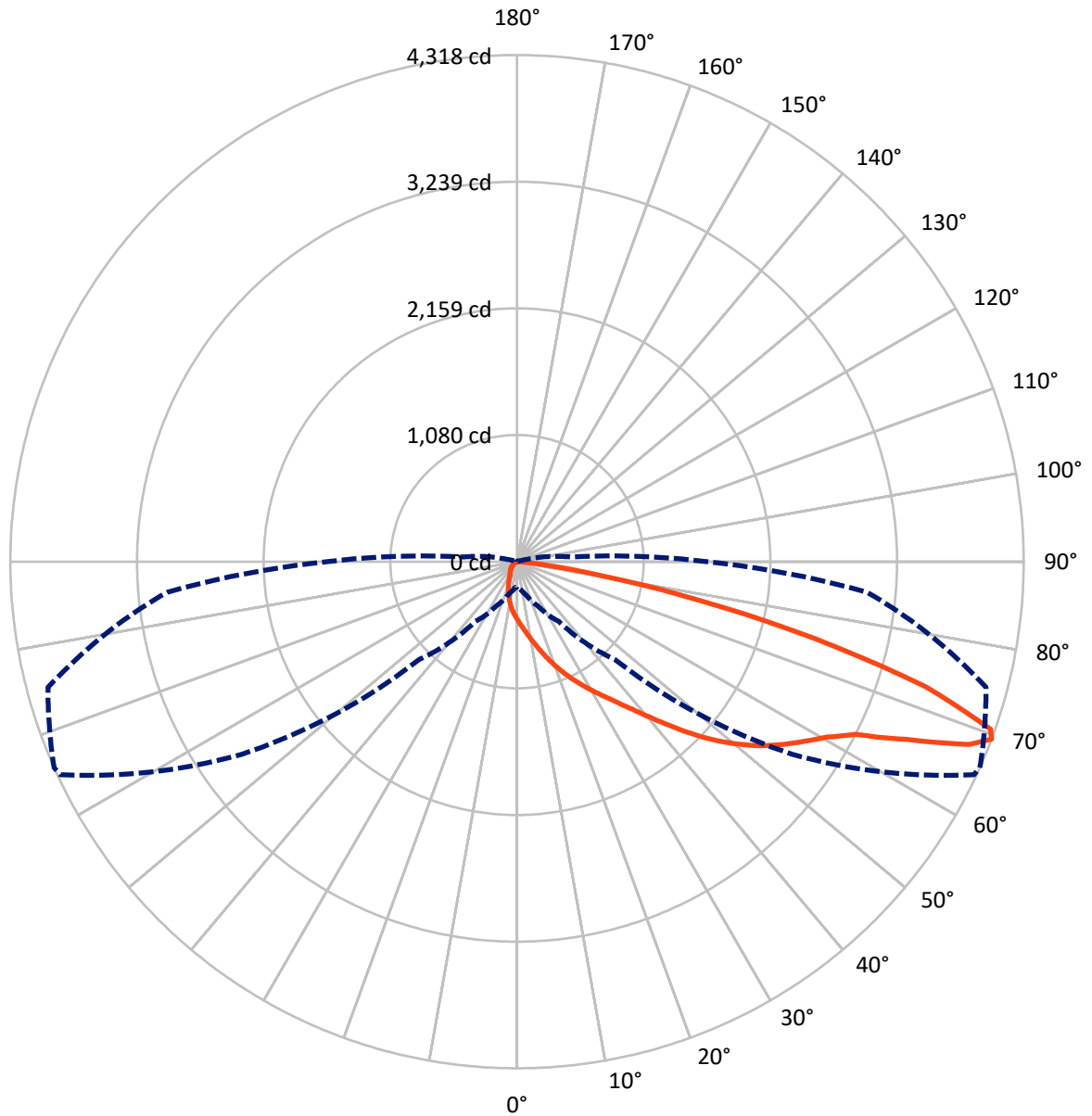
✕ Max cd
 - - - 1/2 Max cd



Based on 10 foot mounting height. Maximum calculated value = 8.2 fc
 Type II - Medium - N/A

REPORT NUMBER: P385722
CATALOG NUMBER: GWC-SA1B-740-U-T2-HSS

Luminous Intensity Polar Plot



— Vertical Plane Through 66-Deg Lateral - - - Horizontal Cone Through 69-Deg Vertical

REPORT NUMBER: P385722

CATALOG NUMBER: GWC-SA1B-740-U-T2-HSS

FLUX DISTRIBUTION:

		Downward	Upward	Total
House Side	Lumens	260.5	0.0	260.5
	% Fixture	6.0	0.0	6.0
Street Side	Lumens	4081.5	0.0	4081.5
	% Fixture	94.0	0.0	94.0
Total	Lumens	4342.0	0.0	4342.0
	% Fixture	100.0	0.0	100.0

ZONAL LUMENS:

Zone	Lumens	% Fixture
0°-10°	47.8	1.1
10°-20°	142.2	3.3
20°-30°	247.5	5.7
30°-40°	434.3	10.0
40°-50°	727.0	16.7
50°-60°	1068.6	24.6
60°-70°	1097.2	25.3
70°-80°	541.6	12.5
80°-90°	35.8	0.8
90°-100°	0.0	0.0
100°-110°	0.0	0.0
110°-120°	0.0	0.0
120°-130°	0.0	0.0
130°-140°	0.0	0.0
140°-150°	0.0	0.0
150°-160°	0.0	0.0
160°-170°	0.0	0.0
170°-180°	0.0	0.0
0°-90°	4342.0	100.0
0°-180°	4342.0	100.0

Coefficient of Utilization



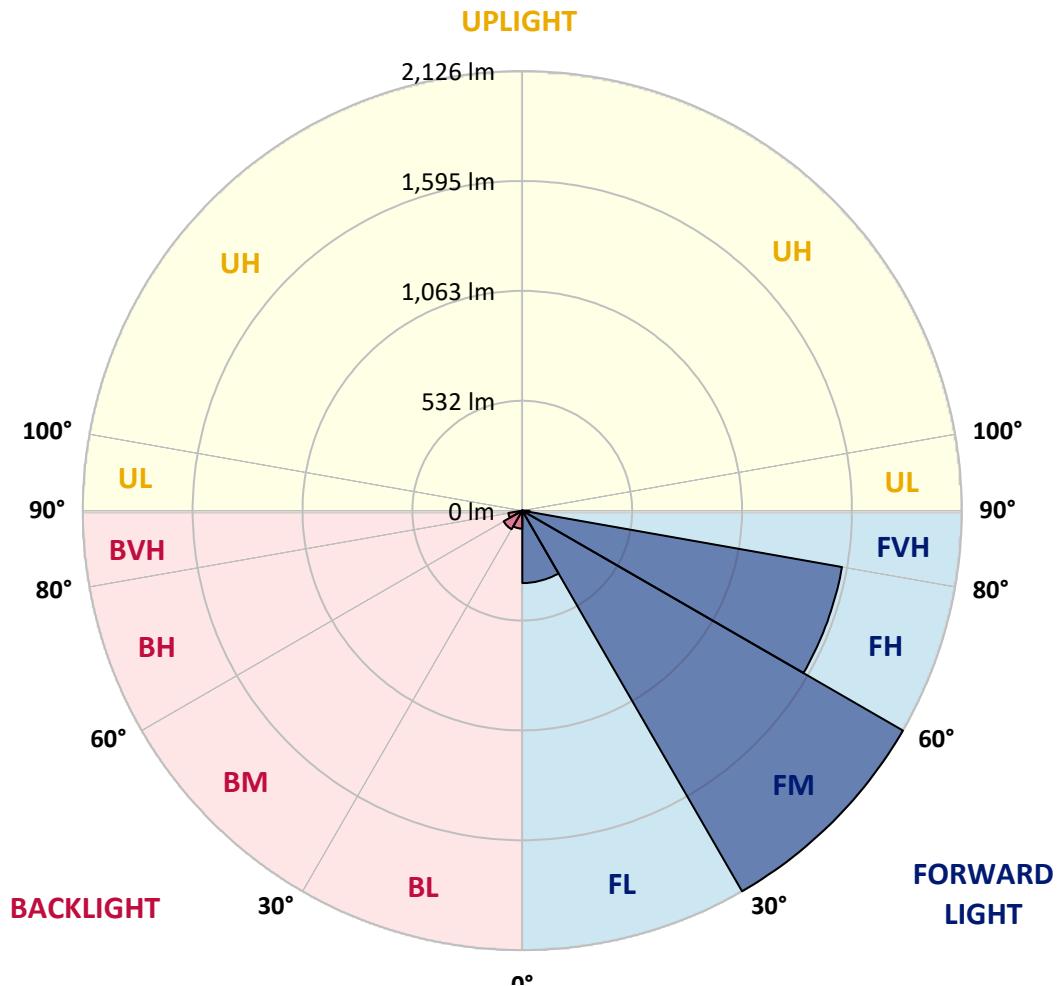
REPORT NUMBER: P385722

CATALOG NUMBER: GWC-SA1B-740-U-T2-HSS

LUMINAIRE CLASSIFICATION SYSTEM LUMEN TABLE AND BUG RATING:

Zone	Lumens	% Fixture	Zone Rating/Lumen Limit		
			B	U	G
FL (0°-30°)	350.4	8.1			
FM (30°-60°)	2126.1	49.0			
FH (60°-80°)	1570.2	36.2			G1/1800
FVH (80°-90°)	34.9	0.8			G1/100
BL (0°-30°)	87.1	2.0	B0/110		
BM (30°-60°)	103.8	2.4	B0/220		
BH (60°-80°)	68.6	1.6	B0/110		G0/110
BVH (80°-90°)	0.9	0.0			G0/10
UL (90°-100°)	0.0	0.0		U0/0	
UH (100°-180°)	0.0	0.0		U0/0	

BUG Rating: B0-U0-G1
 Type II Medium





REPORT NUMBER: P385722
 CATALOG NUMBER: GWC-SA1B-740-U-T2-HSS

CANDELA DISTRIBUTION (FULL):

	0°	5°	15°	25°	35°	45°	55°	65°	66°	75°	85°
0°	494.1	494.1	494.1	494.1	494.1	494.1	494.1	494.1	494.1	494.1	494.1
2.5°	581.6	579.1	578.1	573.5	565.7	559.7	548.2	534.8	532.3	519.3	503.4
5°	657.1	655.0	653.6	647.2	639.1	624.1	603.0	578.1	573.3	548.6	516.8
7.5°	709.6	713.4	713.4	709.2	699.1	687.8	662.0	628.0	622.0	584.1	534.8
10°	740.4	744.9	748.4	751.9	750.5	745.9	721.6	683.2	676.0	625.7	555.6
12.5°	743.3	747.8	757.7	772.3	786.6	796.9	781.6	744.5	736.3	674.0	580.3
15°	727.2	731.9	747.2	775.6	810.1	840.2	845.1	812.4	803.9	731.5	611.3
17.5°	699.1	702.2	724.1	763.5	817.5	872.8	902.7	885.2	877.3	797.3	645.7
20°	678.3	680.6	699.7	742.0	813.0	893.2	957.1	962.5	954.2	867.8	683.0
22.5°	714.0	718.1	718.7	738.7	800.6	903.3	1005.0	1038.6	1032.4	942.7	719.8
25°	811.5	816.3	800.6	788.2	811.1	907.8	1046.0	1116.5	1111.6	1023.3	756.7
27.5°	940.4	945.4	925.2	888.2	866.2	925.0	1082.5	1195.7	1195.5	1108.7	796.5
30°	1067.0	1072.0	1051.4	1014.5	963.7	973.4	1114.1	1278.6	1279.9	1196.8	838.7
32.5°	1199.9	1206.0	1184.8	1137.4	1084.4	1057.1	1158.4	1362.0	1369.0	1298.9	886.4
35°	1350.8	1351.6	1321.7	1272.0	1211.0	1169.1	1229.6	1455.4	1472.1	1425.3	946.8
37.5°	1498.9	1504.9	1480.3	1402.0	1345.9	1298.4	1335.4	1572.1	1595.8	1579.7	1025.8
40°	1608.6	1621.2	1617.7	1533.1	1479.9	1446.1	1466.7	1710.9	1741.0	1759.6	1125.4
42.5°	1677.5	1687.0	1703.1	1652.1	1603.9	1609.4	1621.8	1872.6	1909.7	1964.6	1239.9
45°	1756.5	1761.0	1774.4	1751.9	1719.4	1775.5	1786.4	2054.7	2093.7	2185.0	1366.9
47.5°	1853.0	1863.7	1867.4	1846.8	1832.0	1922.3	1945.0	2220.3	2275.0	2421.2	1501.4
50°	1975.9	1978.8	1985.2	1971.8	1956.9	2048.5	2087.3	2394.2	2443.9	2658.1	1634.0
52.5°	2096.1	2106.5	2128.7	2120.3	2114.3	2156.0	2214.1	2550.9	2606.4	2855.7	1766.4
55°	2130.8	2139.7	2216.6	2269.2	2317.8	2288.4	2335.4	2691.3	2751.4	3032.2	1893.8
57.5°	1992.4	2010.4	2143.6	2280.5	2482.4	2494.2	2502.0	2835.5	2889.3	3167.5	2026.4
60°	1642.6	1646.1	1864.8	2099.7	2455.2	2673.8	2745.4	2990.4	3035.5	3293.5	2185.2
62.5°	1044.8	1080.5	1320.3	1651.9	2167.3	2647.8	3039.7	3224.7	3241.2	3444.7	2412.9
65°	497.6	520.7	693.6	1020.6	1569.8	2315.2	3242.8	3648.5	3655.9	3744.4	2717.1
67.5°	275.5	286.7	369.0	549.4	917.7	1637.3	3160.7	4150.4	4157.4	4050.4	2984.0
69°	215.5	225.0	289.8	414.1	622.2	1176.8	2860.2	4297.5	4318.3	4138.1	2993.5
70°	182.9	192.2	249.5	349.8	500.3	909.3	2545.9	4261.0	4283.0	4129.8	2922.7
72.5°	112.0	117.3	166.2	246.2	335.3	457.4	1570.0	3603.5	3640.8	3788.3	2511.9
75°	75.5	78.4	103.9	169.9	239.8	235.5	815.7	2540.0	2620.8	2946.9	1855.3
77.5°	54.0	56.7	69.7	109.9	168.1	155.5	369.4	1578.5	1595.8	1767.4	1011.8
80°	30.7	33.2	49.3	65.4	114.0	103.7	146.8	754.0	762.6	757.9	337.8
82.5°	16.1	18.1	27.0	43.1	73.2	67.9	61.0	252.4	253.7	211.0	74.0
85°	3.1	3.7	13.4	29.5	37.7	29.5	25.0	59.2	60.4	53.4	18.4
87.5°	0.0	0.2	5.4	6.6	7.4	7.6	8.0	11.5	12.4	16.7	4.9
90°	0.0	0.0	0.0	0.0	0.0	0.0	0.0	0.0	0.0	0.0	0.0



REPORT NUMBER: P385722
 CATALOG NUMBER: GWC-SA1B-740-U-T2-HSS

CANDELA DISTRIBUTION (continued):

	90°	95°	105°	115°	125°	135°	145°	155°	165°	175°	180°
0°	494.1	494.1	494.1	494.1	494.1	494.1	494.1	494.1	494.1	494.1	494.1
2.5°	496.4	489.0	474.7	458.2	445.5	432.9	423.0	412.7	409.0	407.1	406.9
5°	501.4	485.7	455.6	424.6	399.3	375.3	358.2	341.9	334.3	330.8	329.4
7.5°	509.6	484.4	436.0	388.7	352.2	322.3	298.6	280.9	272.0	268.3	266.9
10°	519.3	482.8	413.1	350.8	304.2	273.3	249.7	232.2	222.5	218.4	216.3
12.5°	530.6	479.9	386.7	312.4	263.2	232.2	203.8	182.1	171.0	166.2	164.0
15°	544.7	477.0	359.1	276.4	227.1	189.3	158.2	143.5	141.3	140.4	140.7
17.5°	558.5	472.5	328.9	240.7	189.1	147.9	132.0	131.2	131.6	131.6	131.6
20°	570.9	462.2	296.2	210.2	153.0	124.8	121.5	120.0	119.0	118.2	117.1
22.5°	580.5	448.3	264.6	179.8	125.0	114.3	109.1	104.6	100.8	98.4	97.1
25°	587.1	430.0	235.7	150.8	112.4	103.9	94.7	87.0	81.3	77.7	76.3
27.5°	592.1	410.2	209.9	126.2	103.7	92.0	79.8	70.7	64.8	61.7	60.4
30°	595.6	387.7	187.3	111.0	94.0	79.4	66.4	57.5	53.2	51.6	50.7
32.5°	598.9	362.8	165.8	103.7	85.0	67.9	55.7	48.9	46.2	44.1	43.5
35°	607.1	339.7	145.4	96.1	75.7	58.0	47.8	42.9	40.2	39.0	38.6
37.5°	626.7	322.5	125.8	88.3	66.4	50.1	41.9	38.4	35.9	34.6	34.2
40°	658.3	313.9	109.3	79.8	57.3	44.1	37.9	34.6	32.0	30.1	29.7
42.5°	704.7	315.1	97.8	71.4	50.1	39.4	34.2	30.3	27.4	25.8	25.4
45°	761.0	324.2	89.7	63.1	44.1	35.7	30.1	26.0	23.3	21.9	21.4
47.5°	822.0	338.8	83.1	55.7	39.4	32.2	26.0	21.7	19.4	18.1	17.9
50°	886.4	353.1	76.3	48.5	35.3	28.7	21.9	17.9	16.1	15.1	14.6
52.5°	951.6	369.6	70.1	41.9	31.8	24.5	18.1	14.6	13.2	12.4	12.0
55°	1021.7	381.9	64.1	36.7	28.3	20.8	15.1	12.2	10.9	9.9	9.7
57.5°	1104.2	401.1	58.0	31.8	24.1	17.3	12.4	9.7	8.7	7.6	7.4
60°	1215.5	423.6	51.4	28.0	19.8	14.2	10.1	7.8	6.6	5.8	5.6
62.5°	1362.4	448.6	43.1	24.5	16.1	11.5	8.0	6.2	4.7	3.7	3.7
65°	1548.6	489.2	35.3	20.6	13.2	9.5	6.2	4.5	2.7	1.6	1.6
67.5°	1657.3	496.2	28.5	16.9	10.7	8.0	5.2	3.1	0.8	0.2	0.0
69°	1622.4	455.6	24.1	14.4	9.3	7.6	4.7	2.3	0.4	0.0	0.0
70°	1556.9	416.6	21.2	12.8	8.5	7.2	4.5	1.6	0.4	0.0	0.0
72.5°	1286.5	296.6	16.1	9.5	6.2	6.4	4.1	1.0	0.4	0.0	0.0
75°	937.1	180.2	11.5	6.6	3.9	4.7	2.9	0.4	0.2	0.0	0.0
77.5°	521.4	85.0	7.2	3.7	2.5	2.9	1.4	0.0	0.0	0.0	0.0
80°	169.3	23.1	3.3	2.1	1.4	1.6	0.6	0.0	0.0	0.0	0.0
82.5°	31.3	6.6	1.9	1.0	0.4	0.4	0.0	0.0	0.0	0.0	0.0
85°	6.8	2.7	1.0	0.4	0.0	0.0	0.0	0.0	0.0	0.0	0.0
87.5°	2.3	0.8	0.2	0.0	0.0	0.0	0.0	0.0	0.0	0.0	0.0
90°	0.0	0.0	0.0	0.0	0.0	0.0	0.0	0.0	0.0	0.0	0.0

Signify Classified - Internal
Cooper Lighting Solutions Photometric Lab
1121 Highway 74 South
Peachtree City, GA 30269

Scaled Data Report



Report Generated By 670245982

Signify Classified - Internal
Cooper Lighting Solutions Photometric Lab
1121 Highway 74 South
Peachtree City, GA 30269

Scaled Data Report



Signify Classified - Internal
Cooper Lighting Solutions Photometric Lab
1121 Highway 74 South
Peachtree City, GA 30269

Scaled Data Report



Signify Classified - Internal
Cooper Lighting Solutions Photometric Lab
1121 Highway 74 South
Peachtree City, GA 30269

Scaled Data Report





--- HS — SS

Signify Classified - Internal
Cooper Lighting Solutions Photometric Lab
1121 Highway 74 South
Peachtree City, GA 30269

Scaled Data Report



u

Signify Classified - Internal
Cooper Lighting Solutions Photometric Lab
1121 Highway 74 South
Peachtree City, GA 30269

Scaled Data Report



Signify Classified - Internal
Cooper Lighting Solutions Photometric Lab
1121 Highway 74 South
Peachtree City, GA 30269

Scaled Data Report



(END OF REPORT)